



OREGON AT-A-GLANCE DISTRICT PROFILE

Banks SD 13



SUPERINTENDENT: Jeff Leo | 12950 NW Main, Banks 97106 | 503-324-8591

Students We Serve




1,014


Student Enrollment

DEMOGRAPHICS


American Indian/Alaska Native




Asian




Black/African American




Hispanic/Latino



Multiracial



Native Hawaiian/Pacific Islander



White



5%

Ever English Learners



13

Languages Spoken

15%

Students with Disabilities

10%

Mobile Students

22%

Free/Reduced Price Lunch

*<10 students or data unavailable

Special Note

The At-A-Glance School and District profiles tell a story about Oregon's schools and districts. The story is harder to tell this year as the COVID-19 pandemic significantly impacted our schools and the data we collect. As a result, statewide assessment and attendance data cannot be compared to prior years and are not shown here. We have included links to our website where you can view the 2020-21 statewide assessment and attendance data and read a detailed description of how these data were impacted. We're thankful for your partnership as we focus on care, connection and the creation of safe, inclusive and supportive learning environments.

High School Success

Grade 8 MATHEMATICS

Students meeting state grade-level expectations.

For 2020-21 Mathematics data please visit:

www.oregon.gov/ode/schools-and-districts/reportcards/reportcards/Pages/Statewide-Assessment-Results-2021.aspx

Start Strong

Grades K-2 REGULAR ATTENDERS

Students who attended more than 90% of their enrolled school days.

For 2020-21 Regular Attenders data please visit:

www.oregon.gov/ode/schools-and-districts/reportcards/reportcards/Pages/Regular-Attenders-2021.aspx

Grade 3 ENGLISH LANGUAGE ARTS

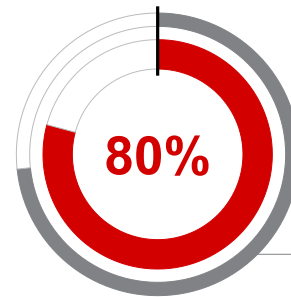
Students meeting state grade-level expectations.

For 2020-21 English Language Arts data please visit:

www.oregon.gov/ode/schools-and-districts/reportcards/reportcards/Pages/Statewide-Assessment-Results-2021.aspx

Grade 9 ON-TRACK TO GRADUATE

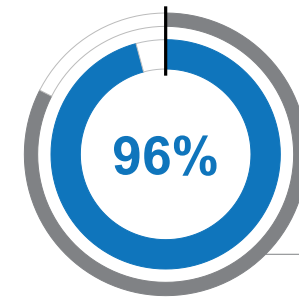
Students earning one-quarter of graduation credits in their 9th grade year.



Oregon average 74%

Grade 12 ON-TIME GRADUATION

Students earning a diploma within four years. Cohort includes students who were first-time ninth graders in 2016-17 graduating in 2019-20.



Oregon average 83%

District Goals

Our district strives to promote equity and to provide a quality education for each student that we serve. We focus on staff collaboration and using current research-based practices that will enhance the experience of our students. Our district aims to reduce the achievement gap between student groups and ensure that all of our students graduate. To reach this goal, we are committed to providing student centered, culturally relevant instruction and to maintain high expectations for all students.

State Goals

The Oregon Department of Education is partnering with school districts and local communities to ensure a 90% on-time, four year graduation rate by 2025. To progress toward this goal, the state will prioritize efforts to improve attendance, provide a well-rounded education, invest in implementing culturally responsive practices, and promote continuous improvement to close opportunity and achievement gaps for historically and currently underserved students.



Our Staff (rounded FTE)



6

Administrators



54

Teachers



12

Educational assistants



2

Counselors



0

Licensed Librarians



1

Psychologists



88%

% of licensed teachers with more than 3 years of experience

**Grades K-2
REGULAR ATTENDERS**

American Indian/Alaska Native	
Asian	
Black/African American	
Hispanic/Latino	
Multiracial	
Native Hawaiian/Pacific Islander	
White	
Free/Reduced Price Lunch	
Ever English Learner	
Students with Disabilities	
Migrant	
Homeless	
Talented and Gifted	
Female	
Male	
Non-Binary	

**Grade 3
ENGLISH LANGUAGE ARTS**

American Indian/Alaska Native	
Asian	
Black/African American	
Hispanic/Latino	
Multiracial	
Native Hawaiian/Pacific Islander	
White	
Free/Reduced Price Lunch	
Ever English Learner	
Students with Disabilities	
Migrant	
Homeless	
Talented and Gifted	
Female	
Male	
Non-Binary	

**Grade 8
MATHEMATICS**

American Indian/Alaska Native	
Asian	
Black/African American	
Hispanic/Latino	
Multiracial	
Native Hawaiian/Pacific Islander	
White	
Free/Reduced Price Lunch	
Ever English Learner	
Students with Disabilities	
Migrant	
Homeless	
Talented and Gifted	
Female	
Male	
Non-Binary	

**Grade 9
ON-TRACK TO GRADUATE**

American Indian/Alaska Native	<10 students or data unavailable
Asian	<10 students or data unavailable
Black/African American	<10 students or data unavailable
Hispanic/Latino	<10 students or data unavailable
Multiracial	<10 students or data unavailable
Native Hawaiian/Pacific Islander	<10 students or data unavailable
White	80%
Free/Reduced Price Lunch	64%
Ever English Learner	<10 students or data unavailable
Students with Disabilities	79%
Migrant	<10 students or data unavailable
Homeless	<10 students or data unavailable
Talented and Gifted	<10 students or data unavailable
Female	80%
Male	79%
Non-Binary	<10 students or data unavailable

**Grade 12
ON-TIME GRADUATION**

American Indian/Alaska Native	<10 students or data unavailable
Asian	<10 students or data unavailable
Black/African American	<10 students or data unavailable
Hispanic/Latino	<10 students or data unavailable
Multiracial	<10 students or data unavailable
Native Hawaiian/Pacific Islander	<10 students or data unavailable
White	>95%
Free/Reduced Price Lunch	>95%
Ever English Learner	<10 students or data unavailable
Students with Disabilities	93%
Migrant	<10 students or data unavailable
Homeless	<10 students or data unavailable
Talented and Gifted	<10 students or data unavailable
Female	93%
Male	>95%
Non-Binary	Coming in 2022-23