

FROM THE PRINCIPAL

Dear Parents and Community Members,

The annual report card issued by the Oregon Department of Education offers a comprehensive picture of Banks Elementary School.

The staff at Banks Elementary is focused on providing the highest quality education for your child. We believe that each child is an individual with their own individual strengths and areas for improvement. Through collaboration, we strive to meet these needs and create an environment of inquiry and achievement for all.

Our goal is to increase student learning through instructional strategies and targeting learning, using

specific learning outcomes. We appreciate our partnership with the parents and community members!

We look forward to working with parents to ensure all students reach their fullest potential!

Thank you,

Principal | Darla Waite-Larkin

SCHOOL PROFILE

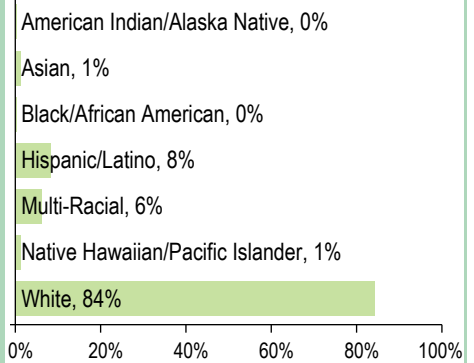
ENROLLMENT 2015-16	442
K-3	285
4-5	157
6-8	--

MEDIAN CLASS SIZE	School	Oregon
Self-Contained	25.0	25.0
Departmentalized	25.0	25.0

SELECTED DEMOGRAPHICS

Economically Disadvantaged	31%
Students with Disabilities	14%
Ever English Learner	5%
Different Languages Spoken	7
Regular Attenders	87.4%
Mobile Students	8.7%

STUDENTS



IMMUNIZATION RATES

Percent of students with all required vaccines: 95 (Visit www.healthoregon.org/immdata for more information.)

Percent of students without all required vaccines: 5

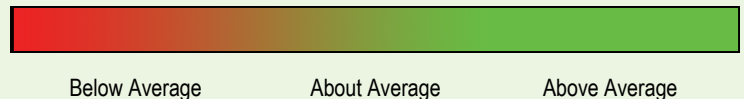
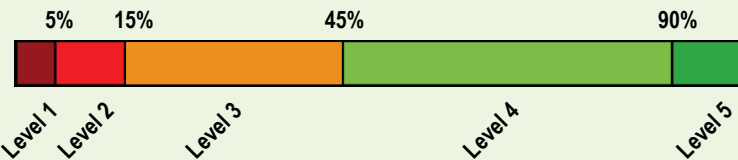
(This value includes students with medical exemptions, nonmedical exemptions, no immunization records, or up-to-date but incomplete immunization records.)

*, <5, and >95 are displayed when data are unavailable or to protect student confidentiality.

*** indicates that this school offered lunch at no charge to all students.

OVERALL SCHOOL RATING

Given the recent passage of the Every Student Succeeds Act (ESSA) and the expiration of Oregon's ESEA flexibility waiver on August 1, 2016, the State of Oregon will not assign ratings (i.e., overall and comparison school ratings) to schools for the 2015-16 school year.



PROGRESS ARE STUDENTS MAKING ADEQUATE GAINS OVER TIME?

SCHOOL PERFORMANCE

Performance of students enrolled in the school for a full academic year

Did at least 95% of the students at this school take required assessments? Yes No, Interpret Results with Caution
Participation rate criteria are in place to ensure schools test all eligible students.

The Smarter Balanced and alternate assessments have four performance levels where levels 3 and 4 are meeting the standard for school and district accountability.

See report cards from previous years to view historical OAKS performance data.

	School Performance (%)			School Performance (%)	Oregon Performance (%)	Like-School Average (%)	
	2012-13	2013-14	2014-15	2015-16	2015-16	2015-16	
English Language Arts (Administered statewide in grades: 3-8, 11)				Level 1	Level 2	Levels 3 & 4	
All students in tested grades	2014-15 was the first operational year of the new English language arts assessment.			50.9 24.3 24.8	45.6 26.2 28.2	52.4 21.3 26.3	69.9 17.1 13.0
Mathematics (Administered statewide in grades: 3-8, 11)				Level 1	Level 2	Levels 3 & 4	
All students in tested grades	2014-15 was the first operational year of the new mathematics assessment.			39.7 29.7 30.6	39.6 36.2 24.2	44.9 28.5 26.6	63.1 23.1 13.8
Science (OAKS) (Administered statewide in Grades: 5, 8, 11)				Did not meet	Met	Exceeded	
All students in tested grades	68.6	75.9	64.4	67.5	66.5	85.1	29.3 55.8 14.9

Visit www.ode.state.or.us/go/data for additional assessment results.

*, <5, and >95 are displayed when the data must be suppressed to protect student confidentiality.

OUTCOMES FOR KEY STUDENT GROUPS AT THIS SCHOOL COMPARED TO THE SAME GROUPS STATEWIDE

STUDENT GROUP OUTCOMES

	School Performance (%)	Oregon Performance (%)	Like-School Average (%)	School Performance (%)	Oregon Performance (%)	Like-School Average (%)	School Performance (%)	Oregon Performance (%)	Like-School Average (%)		
Economically Disadvantaged				American Indian/Alaska Native			Native Hawaiian/Pacific Islander				
Eng. Lang. Arts	29.0	40.7	51.4	Eng. Lang. Arts	*	35.5	43.2	Eng. Lang. Arts	*	40.4	33.3
Mathematics	23.2	32.9	43.2	Mathematics	*	28.7	22.2	Mathematics	*	29.4	33.3
Science	56.5	56.1	72.0	Science	*	51.7	52.6	Science	*	46.5	*
English Learners				Asian				White			
Eng. Lang. Arts	42.9	29.1	56.1	Eng. Lang. Arts	*	69.9	86.7	Eng. Lang. Arts	46.2	59.2	70.6
Mathematics	28.6	23.6	58.6	Mathematics	*	68.0	90.9	Mathematics	41.4	51.7	62.7
Science	*	38.7	64.5	Science	*	75.6	92.4	Science	67.6	75.4	86.7
Students with Disabilities				Black/African American				Female			
Eng. Lang. Arts	11.8	25.0	38.5	Eng. Lang. Arts	*	31.5	40.9	Eng. Lang. Arts	50.5	57.3	74.4
Mathematics	8.6	22.1	33.1	Mathematics	*	21.6	38.6	Mathematics	37.6	43.8	61.7
Science	33.3	38.4	57.1	Science	*	41.5	66.7	Science	60.0	64.6	84.3
Migrant				Hispanic/Latino				Male			
Eng. Lang. Arts	*	24.6	37.5	Eng. Lang. Arts	33.3	34.1	55.2	Eng. Lang. Arts	41.6	47.6	65.5
Mathematics	*	20.4	25.0	Mathematics	20.0	26.5	46.4	Mathematics	41.2	46.0	64.6
Science	*	36.1	*	Science	50.0	44.9	73.6	Science	73.3	68.3	86.0
Talented and Gifted				Multi-Racial							
Eng. Lang. Arts	*	95.4	>95	Eng. Lang. Arts	38.5	57.1	66.9	*, <5, and >95 are displayed when the data must be suppressed to protect student confidentiality.			
Mathematics	*	95.1	>95	Mathematics	23.1	48.3	62.5				
Science	*	97.7	>95	Science	*	70.0	80.2				

CURRICULUM & LEARNING ENVIRONMENT WHAT IS THIS SCHOOL DOING TO IMPROVE STUDENT LEARNING AND TO PREPARE STUDENTS FOR THE FUTURE?

SCHOOL READINESS

Second Step Program for social/emotional wellness
School counseling for academic, emotional and behavioral supports
Youth Contact: Youth and Family Counselor

Early Learning Workshop provided in partnership with Washington County Early Learning

ACADEMIC SUPPORT

90 minutes uninterrupted math and reading blocks
English Language Development instruction for second language learners
Special Education program supports for students with identified needs
Title I reading support
Incentive program rewarding reading
Parent/Teacher Organization volunteers

ACADEMIC ENRICHMENT

IPads to enhance classroom learning

EXTRA-CURRICULAR ACTIVITIES/ AFTER SCHOOL PROGRAMS

Community based sports programs
Science Fair
Oregon Battle of the Books
PTO evening events

Chess Club
Fine Arts Fair
Music programs

Data and information in the Curriculum and Learning Environment section were provided by local schools and districts, and were not verified by the Oregon Department of Education.