

FROM THE PRINCIPAL

Dear Parents and Community Members,

This redesigned annual report card issued by the Oregon Department of Education offers a comprehensive picture of Banks Middle School.

In the 2013-14 school year, Banks Middle School received an Overall State Rating of "3". While we retained a ranking of "4" in the indicators of academic growth and achievement, our sub-group indicator for students with disabilities and economic disadvantage did not maintain the same progress. We have responded to this concern by adding an additional reading class and look forward to the benefits of that.

Key academic highlights:

- 73.2% of students met/exceeded state standards for reading

- 69.7% of students met/exceeded state standards for mathematics

Banks Middle School offers a comprehensive educational program focused on the state and common core standards in all subjects. Our goal is to engage students in the journey of lifelong learning.

We ask your assistance in supporting your student's success through homework, encouraging perfect attendance, attending conferences and modeling the joy and value of learning to your student.

We look forward to partnering with you over the coming year to make sure all of our students reach their potential!

Thank you,

Principal | Shelley Mitchell

SCHOOL PROFILE

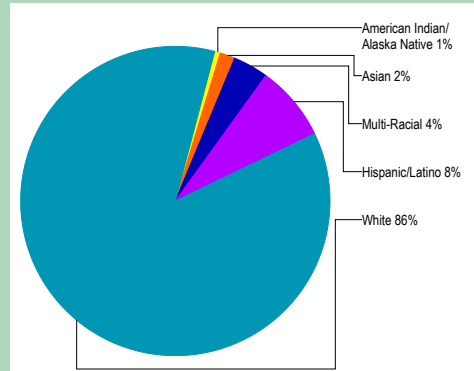
Enrollment 2013-14	190
Change from previous year	+1.1%
Students attending 90% or more of enrolled days	87.6%

Select Demographics 2013-14

English Learners	5%
<i>Students who have ever been eligible for or participated in a program to acquire academic English.</i>	
Economically disadvantaged	34%
Students with disabilities	15%
Number of different languages spoken:	4

Note: a "*" is displayed when the data must be suppressed to protect student confidentiality.

STUDENTS

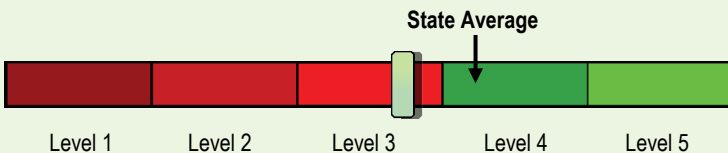


OVERALL STATE RATING

HOW ARE STUDENTS AT THIS SCHOOL PERFORMING COMPARED TO THOSE AT OTHER SCHOOLS?

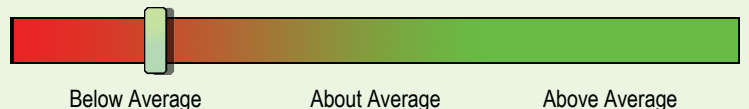
The overall state rating is intended to summarize this school's particular successes and challenges. It is based on a combination of up to five factors. Three of these factors come from standardized test scores in reading and math: student achievement, student growth, and the growth of underserved subgroups. Please be aware that this rating is based mainly on high-stakes testing and accordingly, represents a limited view of student performance. Other aspects of this report card are designed to put this rating in the proper context.

Compared to all schools statewide in 2013-14, this school is rated as Level 3.



- Level 1** = Falls into the bottom 5% of schools
- Level 2** = Falls between 5% and 15% of schools
- Level 3** = Falls between 15% and 44% of schools
- Level 4** = Falls between 44% and 90% of schools
- Level 5** = Falls into the top 10% of schools

Compared to middle schools with similar student demographics in 2013-14, this school's rating is below average.



- Below average** = Falls into the bottom third of comparison schools
- About average** = Falls into the middle third of comparison schools
- Above average** = Falls into the top third of comparison schools

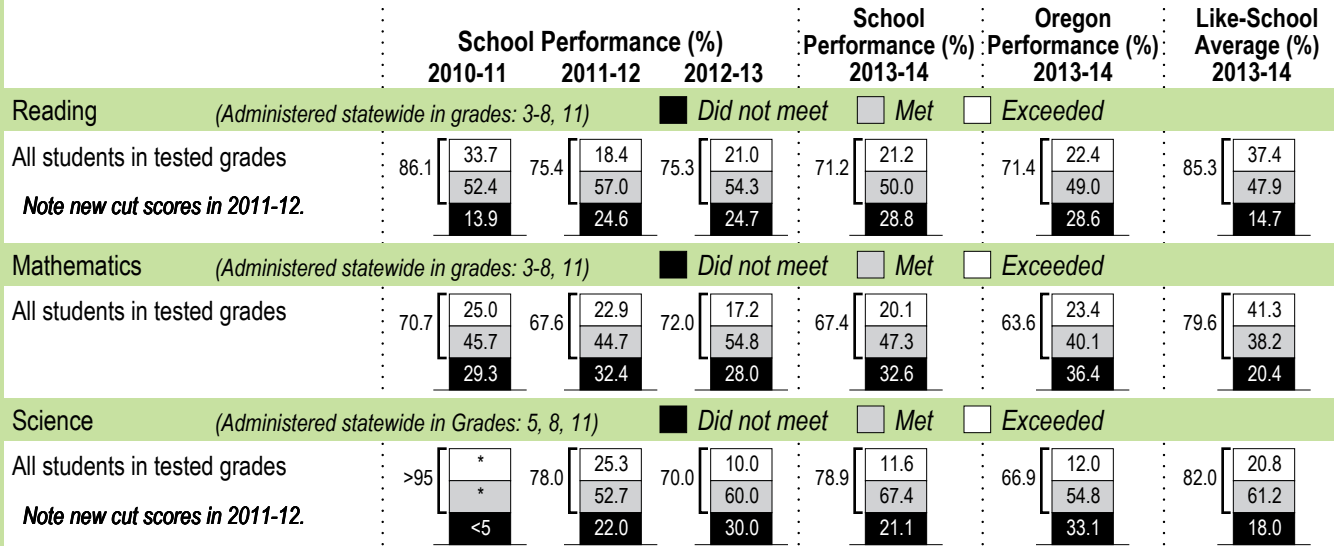
PROGRESS ARE STUDENTS MAKING ADEQUATE GAINS OVER TIME?

SCHOOL PERFORMANCE

Performance of students enrolled in the school for a full academic year

Did at least 95% of the students at this school take required assessments? Yes No

Participation rate criteria are in place to ensure schools test as many eligible students as possible



Visit www.ode.state.or.us/go/data for additional assessment results.

Note: a "*" is displayed when data are unavailable or to protect student confidentiality.

OUTCOMES FOR KEY STUDENT GROUPS AT THIS SCHOOL COMPARED TO THE SAME GROUPS STATEWIDE

STUDENT GROUP OUTCOMES

	School Performance (%)	Oregon Performance (%)	School Compared to OR Average	School Performance (%)	Oregon Performance (%)	School Compared to OR Average	School Performance (%)	Oregon Performance (%)	School Compared to OR Average		
Economically Disadvantaged				American Indian/Alaska Native			Native Hawaiian/Pacific Islander				
Reading	58.1	60.0	-1.9	Reading	*	56.9	*	Reading	*	57.6	*
Mathematics	48.4	51.1	-2.7	Mathematics	*	47.1	*	Mathematics	*	55.1	*
Science	71.0	54.6	+16.4	Science	*	54.0	*	Science	*	48.4	*
English Learners				Asian			White				
Reading	33.3	50.6	-17.3	Reading	*	81.4	*	Reading	74.7	77.2	-2.5
Mathematics	33.3	48.4	-15.1	Mathematics	*	81.8	*	Mathematics	71.5	68.6	+2.9
Science	*	40.5	*	Science	*	74.8	*	Science	81.2	74.5	+6.7
Students with Disabilities				Black/African American			Female				
Reading	24.1	30.4	-6.3	Reading	*	51.7	*	Reading	77.8	75.7	+2.1
Mathematics	24.1	23.0	+1.1	Mathematics	*	39.5	*	Mathematics	67.8	65.2	+2.6
Science	50.0	36.7	+13.3	Science	*	39.1	*	Science	80.4	64.9	+15.5
Migrant				Hispanic/Latino			Male				
Reading	*	44.6	*	Reading	53.3	55.0	-1.7	Reading	64.9	67.3	-2.4
Mathematics	*	42.6	*	Mathematics	33.3	48.7	-15.4	Mathematics	67.0	62.0	+5.0
Science	*	33.2	*	Science	50.0	45.9	+4.1	Science	77.6	68.8	+8.8
Talented and Gifted				Multi-Racial							
Reading	*	98.8	*	Reading	42.9	75.4	-32.5	<div style="border: 1px solid black; padding: 5px;"> Note: a "*" is displayed when data are unavailable or to protect student confidentiality. </div>			
Mathematics	*	98.2	*	Mathematics	57.1	65.7	-8.6				
Science	*	98.1	*	Science	*	70.5	*				

CURRICULUM & LEARNING ENVIRONMENT WHAT IS THIS SCHOOL DOING TO IMPROVE STUDENT LEARNING AND TO PREPARE STUDENTS FOR THE FUTURE?

SCHOOL READINESS

Second Step Program for social/emotional wellness
School Counseling for academic, emotional and behavioral supports
Youth Contact: Youth and Family Counselor
Positive Behavior Interventions and Supports (PBIS)

ACADEMIC SUPPORT

Peer tutoring
English Language Development instruction for second language learners
Special Education program supports for students with educational handicaps
After school homework club
Remedial Reading class
Incentive program rewarding academic improvement and excellence
Parent/Teacher Organization volunteers

ACADEMIC ENRICHMENT

Honors Language Arts
Accelerated Math, Algebra, Geometry
WORLD LANGUAGE COURSES
Spanish
SPECIAL PROGRAMS
Talented and Gifted (TAG) programming

CAREER & TECHNICAL EDUCATION

Computer Technology
Career Information System

EXTRA-CURRICULAR ACTIVITIES/ AFTER SCHOOL PROGRAMS

Community based sports programs: 8
National Junior Honor Society Chapter
Science Fair
Oregon Battle of the Books
Band/Choir Program

Data and information in the Curriculum and Learning Environment section was provided by local schools and districts and was not verified by the Oregon Department of Education.