

## FROM THE PRINCIPAL

Dear Parents and Community Members,

This redesigned annual report card issued by the Oregon Department of Education offers a comprehensive picture of Banks Elementary School.

In the 2012-13 school year, Banks Elementary received an Overall State Rating of "above average". This means our students are performing about as well, or better on standards-based achievement tests than students attending other elementary schools in Oregon.

Key academic highlights:

- 73.2% of students met/exceeded state standards for reading
- 65.3% of students met/exceeded state standards for mathematics

Banks Elementary offers a comprehensive educational program focused

on the Common Core and State standards in all subjects. Our goal is to increase success in both reading and math. We focus on the whole student through hands on activities to enhance their learning.

We ask your assistance in supporting student success through homework and reading every night for a minimum of 20 minutes for all grade levels and volunteerism.

We look forward to partnering with parents to ensure all students reach their potential!

Thank you,

Principal | Shawnda Sewell

## SCHOOL PROFILE

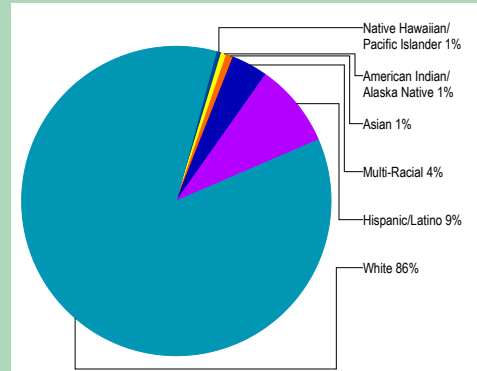
Enrollment 2012-13	550
K-3	284
4-5	176
Change from previous year	-1.3%
Students attending 90% or more of enrolled days	85%
.....	
Average elementary class size	26.2
Change from previous year	-0.2

### Select Demographics 2012-13

English Learners	<5%
<i>Students who have ever been eligible for or participated in a program to acquire academic English.</i>	
Economically disadvantaged	41%
Students with disabilities	19%
.....	
Number of different languages spoken:	5

Note: a "\*" is displayed when the data must be suppressed to protect student confidentiality.

## STUDENTS

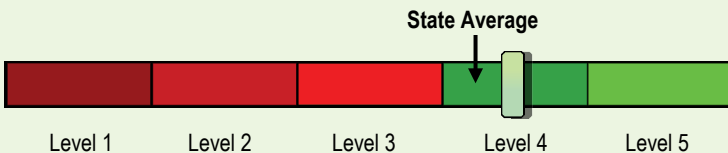


## OVERALL STATE RATING

HOW ARE STUDENTS AT THIS SCHOOL PERFORMING COMPARED TO THOSE AT OTHER SCHOOLS?

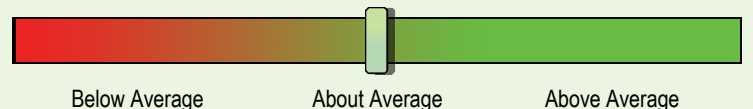
The overall state rating is intended to summarize this school's particular successes and challenges. It is based on a combination of up to five factors. Three of these factors come from standardized test scores in reading and math: student achievement, student growth, and the growth of underserved subgroups. Please be aware that this rating is based mainly on high-stakes testing and accordingly, represents a limited view of student performance. Other aspects of this report card are designed to put this rating in the proper context.

**Compared to all schools statewide in 2012-13, this school is rated as Level 4.**



- Level 1** = Falls into the bottom 5% of schools
- Level 2** = Falls between 5% and 15% of schools
- Level 3** = Falls between 15% and 44% of schools
- Level 4** = Falls between 44% and 90% of schools
- Level 5** = Falls into the top 10% of schools

**Compared to elementary schools with similar student demographics in 2012-13, this school's rating is about average.**



- Below average** = Falls into the bottom third of comparison schools
- About average** = Falls into the middle third of comparison schools
- Above average** = Falls into the top third of comparison schools

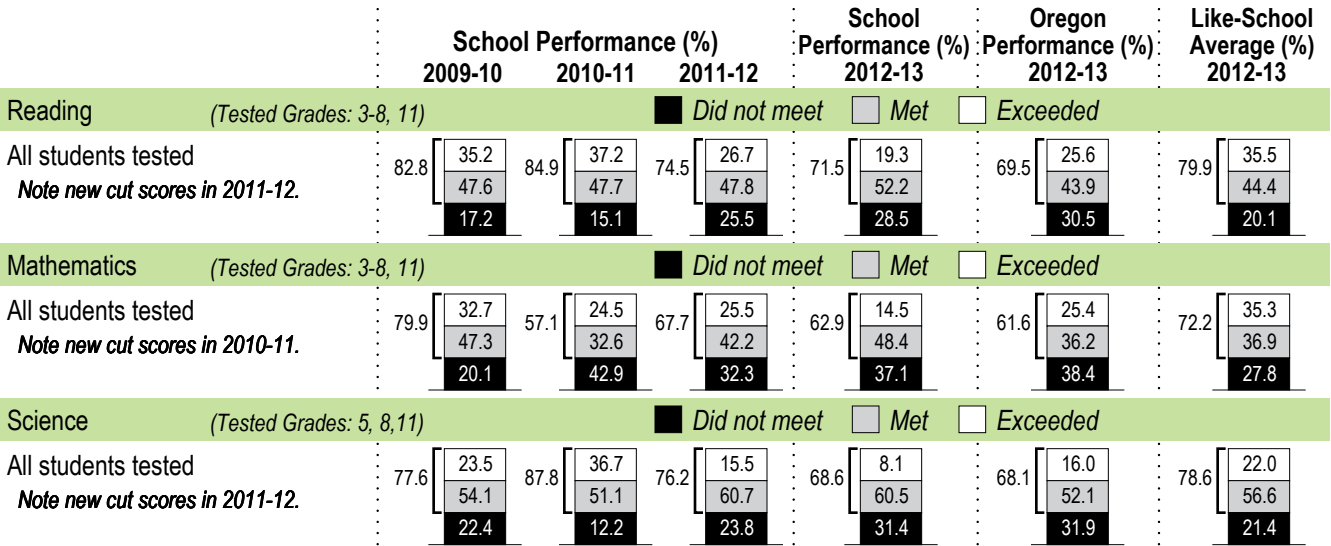
## PROGRESS ARE STUDENTS MAKING ADEQUATE GAINS OVER TIME?

### SCHOOL PERFORMANCE

Students meeting or exceeding state standards on exams

Did at least 95% of the students at this school take required state exams?  Yes  No

Participation rate criteria are in place to ensure schools test as many eligible students as possible



Visit [www.ode.state.or.us/go/data](http://www.ode.state.or.us/go/data) for additional state exam results.

Note: a "\*" is displayed when data are unavailable or to protect student confidentiality.

## OUTCOMES FOR KEY STUDENT GROUPS AT THIS SCHOOL COMPARED TO THE SAME GROUPS STATEWIDE

### STUDENT GROUP OUTCOMES

	School Performance (%)	Oregon Performance (%)	School Compared to OR Average		School Performance (%)	Oregon Performance (%)	School Compared to OR Average		School Performance (%)	Oregon Performance (%)	School Compared to OR Average
<b>All Students</b>				<b>American Indian/Alaska Native</b>				<b>Native Hawaiian/Pacific Islander</b>			
Reading	71.5	69.5	+2.0	Reading	*	56.5	*	Reading	*	56.3	*
Mathematics	62.9	61.6	+1.3	Mathematics	*	46.8	*	Mathematics	*	47.6	*
Science	68.6	68.1	+0.5	Science	*	53.2	*	Science	*	49.4	*
<b>Economically Disadvantaged</b>				<b>Asian</b>				<b>White</b>			
Reading	64.2	58.4	+5.8	Reading	*	78.3	*	Reading	72.0	76.3	-4.3
Mathematics	53.0	49.7	+3.3	Mathematics	*	79.9	*	Mathematics	64.4	67.2	-2.8
Science	55.8	55.5	+0.3	Science	*	74.9	*	Science	68.8	76.5	-7.7
<b>English Learners</b>				<b>Black/African American</b>				<b>Female</b>			
Reading	46.2	45.1	+1.1	Reading	*	52.6	*	Reading	75.7	71.9	+3.8
Mathematics	30.8	43.5	-12.7	Mathematics	*	41.0	*	Mathematics	63.5	61.4	+2.1
Science	*	39.6	*	Science	*	47.9	*	Science	67.6	65.9	+1.7
<b>Students with Disabilities</b>				<b>Hispanic/Latino</b>				<b>Male</b>			
Reading	33.3	39.9	-6.6	Reading	70.0	50.5	+19.5	Reading	68.3	67.2	+1.1
Mathematics	34.9	31.1	+3.8	Mathematics	53.3	45.1	+8.2	Mathematics	62.4	61.7	+0.7
Science	50.0	42.9	+7.1	Science	66.7	45.3	+21.4	Science	69.2	70.3	-1.1
<b>Talented and Gifted</b>				<b>Multi-Racial</b>							
Reading	>95	98.4	*	Reading	61.5	73.9	-12.4				
Mathematics	>95	98.0	*	Mathematics	53.8	65.0	-11.2				
Science	*	98.0	*	Science	*	73.5	*				

Note: a "\*" is displayed when data are unavailable or to protect student confidentiality.



# Banks Elementary School

42350 NW Trellis Way  
Banks, OR 97106-6052, (503) 324-2772  
<http://www.banks.k12.or.us/>

**DISTRICT** Banks SD 13  
**SUPERINTENDENT** Bob Huston  
**PRINCIPAL** Shawnda Sewell  
**GRADES SERVED** K-6

**For more report card measures**  
including detailed demographic  
information visit  
[www.ode.state.or.us/go/SchoolRC](http://www.ode.state.or.us/go/SchoolRC)

## CURRICULUM & LEARNING ENVIRONMENT WHAT IS THIS SCHOOL DOING TO IMPROVE STUDENT LEARNING AND TO PREPARE STUDENTS FOR THE FUTURE?

### SCHOOL READINESS

Second Step Program for social/emotional wellness  
School Counseling for academic, emotional and behavioral supports  
Youth Contact: Youth and Family Counselor

### ACADEMIC SUPPORT

90 minutes of uninterrupted math and reading blocks  
English Language Development instruction for second language learners  
Special Education program supports for students with educational handi  
Incentive program rewarding reading

### ACADEMIC ENRICHMENT

Computer Tablets to enhance classroom learning

### EXTRACURRICULAR ACTIVITIES

Community based sports programs  
Science Fair

Oregon Battle of the Books  
PTO evening events

*Data and information in the Curriculum and Learning Environment section was provided by local schools and districts and was not verified by the Oregon Department of Education.*